



Government of **Western Australia**  
Department of **Health**  
**Women and Newborn Health Service**

# Pregnancy Loss

## In the 14th to 20th Week of Pregnancy




WNHS  
**Community**  
Advisory Council


*your  
voice*



## **Contents**

<b>SIGNS OF PREGNANCY LOSS</b>	<b>3</b>
<b>REASONS WHY A PREGNANCY LOSS OCCURS</b>	<b>4</b>
<b>WILL I HAVE TO STAY IN HOSPITAL?</b>	<b>4</b>
<b>HOW I MAY BE FEELING</b>	<b>5</b>
<b>MY PARTNER FEELS LEFT OUT, WHAT CAN WE DO?</b>	<b>7</b>
<b>YOUR CHILDREN</b>	<b>7</b>
<b>HOW WILL MY BABY LOOK?</b>	<b>8</b>
<b>WHAT WILL HAPPEN TO MY BABY?</b>	<b>8</b>
<b>INTERMENT OF ASHES SERVICE</b>	<b>9</b>
<b>OTHER RITUALS AND CEREMONIES</b>	<b>10</b>
<b>PHYSICAL RECOVERY</b>	<b>10</b>
<b>SEXUAL INTERCOURSE</b>	<b>11</b>
<b>WHEN TO SEEK ADVICE</b>	<b>11</b>
<b>WHEN TO START ANOTHER PREGNANCY</b>	<b>12</b>
<b>RISKS IN FUTURE PREGNANCIES</b>	<b>12</b>
<b>SUPPORT SERVICES AVAILABLE AT KEMH</b>	<b>13</b>
<b>GRIEF SUPPORT SERVICES</b>	<b>15</b>
<b>RESOURCES AND FURTHER READING</b>	<b>16</b>
<b>MEDICAL TERMS THAT MAY BE USED</b>	<b>17</b>





This booklet provides information to women who experience the loss of a pregnancy between 14 and 20 weeks gestation. It discusses the physical and emotional issues that you and your family may experience. It also provides information about the many support services available at King Edward Memorial Hospital (KEMH).

At this time you may feel isolated and misunderstood. As well as grieving for the loss of your baby you may also be grieving for the loss of your parenting dreams.

Refer to back of this booklet for terms you may hear used.

## Signs of a pregnancy loss

A miscarriage often starts with some bleeding and there may be cramp-like pain. The sudden loss of blood and the onset of pain can be very distressing. A doctor or clinic should be notified immediately whenever bleeding occurs in pregnancy.

In some cases the bleeding and pain stops and the pregnancy continues. However, continued bleeding and pain may end with a miscarriage.

Another form of pregnancy loss occurs when your baby's heartbeat cannot be found on ultrasound – this is called a fetal death in utero.

Unfortunately, pregnancy loss occurs much more frequently than most people realise. Approximately one in five pregnancies end in miscarriage and most women who become pregnant will experience a miscarriage at some time in their lives.



## Reasons why a pregnancy loss occurs

There are many suggested reasons for spontaneous pregnancy loss, such as:

- a problem with the embryo or fetus
- infection
- hormone imbalance
- problems with the placenta and how it is formed
- an inability of the cervix to stay closed.

Most often, no cause can be found for early pregnancy loss and no specific explanation can be offered. Many parents feel helpless and frustrated when a cause for their loss cannot be found. It is very rare for an early pregnancy loss to occur because of something you have, or have not, done. You should discuss possible causes with your doctor but do not be surprised if no cause is found.

## Will I have to stay in hospital?

Admission to hospital may be required if there is a fetal death in utero. Your doctor may recommend that labour be started to enable the birth of your baby. Your doctor or midwife will explain what will happen and how pain may be managed. Your health carers will also provide physical and emotional support to you and your partner.

Medical management of an incomplete miscarriage, induced miscarriage or fetal death in utero involves the use of misoprostol medication. This will induce labour, resulting in the birth of the baby.

An examination under anaesthetic may occur after the birth of your baby, if the placenta is retained or there is excessive bleeding. During this procedure any remaining pregnancy tissue will be removed from your uterus.

## How may I be feeling?

There is no right or wrong way to respond to a pregnancy or its loss. People deal with their loss and grief in different ways. You may experience feelings of sadness, denial, guilt and anger as you face the loss of your pregnancy and as the healing process of grief begins.

Regardless of how long you were pregnant your loss may be very real. You may find yourself overwhelmed by a confusion of feelings. Society has not always acknowledged the close bond that can form between parents and their expected baby. Sometimes a long awaited pregnancy may produce a strong bond from the earliest stages of conception.


For other people, there are complex social or medical circumstances that can create mixed feelings about the pregnancy and later feelings of both grief and relief when the pregnancy is lost. For some people attachment has not yet occurred, then suddenly the process of miscarriage begins and unexpected feelings of loss are experienced. It is important for you to make your own choices about what you need at this time and to communicate with your health carers about how they can best help you.

You may require extra support to cope with your loss if you have had:

- previous losses, including other deaths within your family
- a personal history of depression, anxiety or other psychological issues
- limited support from your partner, family and friends
- social isolation or financial stress
- lack of parental support and nurturing currently or from childhood, which can create further vulnerability.

### **Additional support will be provided by the following services:**

- Perinatal Loss Service
- Social Work
- Psychological Medicine
- Pastoral Care Service



Grief is a normal healing process. It takes as long as it takes. Your journey through grief may be helped by the ‘tasks of grief’ as described by therapist/author William Worden. They are:

**1. Accept the reality of your loss:**

- Talk about what has happened.
- Talk about the hopes and dreams you had for your baby.
- Create or attend ceremonies and rituals.
- Allow others to be supportive.

**2. Experience the pain of grief:**

- Trust your emotions, share them with those close to you.
- Allow strong feelings, they will pass.
- Ask your partner how they feel and what they want.
- Write your feelings and thoughts in a journal.
- Join a support group.

**3. Adjust to an environment without the pregnancy:**

- Acknowledge the sense of emptiness, while also having confidence that you will gradually recreate your life into a satisfying and meaningful one.
- Decide what to do with any items you may have purchased or been given for the baby.

**4. Integrate the experience of the pregnancy into your life:**

- Put a few minutes aside occasionally to spend time, in your mind, with the life that has been lost.
- If you have other children, talk to them as they get older about this pregnancy that was lost.
- Remember that grief is love.

Loss at any time can raise deep issues for any of us. You may wonder “how can I understand or make sense of what seems so unjust?” Pastoral Care Services offer a number of services upon request, including rites for mourning a pregnancy loss and rites for healing. A chaplain or pastoral care representative is available at all times and your health carer can contact the chaplain or your own religious representative for you.



## My partner feels left out, what can we do?

Your partner may feel powerless and helpless while grieving the loss of your pregnancy. It is important that you both share your grief and talk to each other about your feelings and needs. Understand and respect that each person will grieve differently. Your partner should be included in discussions with your health carers and counsellors. Give your partner the opportunity to express his or her own feelings.

Just being there and listening to each other can be of great help. You don't need to try to 'make things better'. Be aware that men and women often experience and express their grief differently. Sharing your thoughts and feelings can help you both understand how each of you is experiencing the loss. Also, let your partner and others know what you need at this time.

## Your children

The basic need of children is to feel safe and loved. Young children can quickly pick up their parents' distress. They can be reassured with extra hugs and returning them to their normal routines whenever possible.

Children can also benefit from being told what is happening in clear and simple terms. Don't give too much information or abstract answers to pre-teenage children. The best plan is to answer their questions as truthfully and as clearly as possible. Include children in any ceremonies and rituals you may have, such as the 'Interment of Ashes' and 'Ritual of Remembrance' services at KEMH. Involve them in the creation of memories.

Trust children to grieve in their own way, depending on their stage of development. Children need to be reassured that they did not say or do anything that caused your loss. They also need to know that it is okay for you and them to feel sad.

Be aware that children can become anxious about death and may also think that something bad is going to happen to them. Sharing information may reassure your children and reduce their anxieties. Be patient if their general behaviour worsens.



## How will my baby look?

The appearance of your baby will depend on the gestation, when he or she died and any possible anomalies. It may not be possible for you or your health carers to accurately determine the gender (sex) of your baby at the time of his/her birth. To confirm the gender of your baby it is best to consult the experienced staff from the Perinatal Pathology Department.


It is important to remember that your baby may appear different to how you imagined, in size, skin condition or features. The fear of the unknown and the imagined is usually much worse than the reality. Even the fear of major abnormalities is forgotten when you see your baby. We recognise that you may be afraid at this time. We will encourage and support you to embrace the experience and will be guided by your wishes at this time.

## What will happen to my baby?

Before you leave the hospital your doctor, midwife or nurse will discuss with you the benefits of a post-mortem examination of your baby. This examination will only occur with your consent. A perinatal pathologist will examine the baby to identify or confirm any abnormalities or other factors that may have contributed to the loss of your baby. This examination is important and may provide valuable information about your baby and your future pregnancies.

The post-mortem coordinator is available to discuss any aspect of the post-mortem examination and the options available to you. Your health carers can contact the post-mortem coordinator for you. Results from the post-mortem will be sent to your general practitioner (GP) and hospital doctor.

Your baby is taken to the Perinatal Pathology Department (mortuary). The staff there will treat your baby with dignity and respect. Part of their role is to create mementos and memories that include photographs and hand and foot prints. These can be collected without cost from the Perinatal Pathology Department by telephoning **(08) 9340 2730**, or as arranged with the Pastoral Care Department.



Pastoral Care staff will discuss the options related to the cremation of your baby. With your consent, the Perinatal Pathology Department will conduct the cremation of your baby.

Whilst every effort is made to accommodate the individual wishes of parents, the feasibility of special arrangements needs to be discussed with your carers at the earliest opportunity. Alternatively, you may make funeral arrangements with a registered funeral director. There will be a cost for this service. The Social Work Department and the Pastoral Care Service can assist you with these decisions.

## Interment of Ashes Service

The Interment of Ashes Service is a non-denominational ritual, usually held on the last Thursday of every month, at which the ashes of stillborn babies up to 28 weeks of gestation are buried.

The service occurs in the KEMH Memorial Garden situated on the corner of Barker and Railway Roads in Subiaco (next to the WA Medical Museum) at 12.30pm and takes approximately 30 minutes.

Families, friends and children are very welcome and you may wish to bring a flower to leave at the interment site. A formal record is kept of all the babies whose ashes are interred.

This ritual marks a transition, creating memory and completing the physical separation by interring ashes into a special garden dedicated to this memory.

For many people, the ritual of the Interment of Ashes has special significance. Parents and family can return to the Memorial Garden at any time.

During your hospital stay you should receive a visit from a Chaplain to discuss options and give details of this service. You can also contact the Pastoral Care Service through your health carers or by phoning **(08) 9340 1036** or **(08) 9340 1726** for further information. There are no costs attached to this service.



## Other rituals and ceremonies

At some time (at home or in hospital) parents may wish to organise a small ceremony to honour the life that has been lost. This ritual can also be used to speak with others about the significance of the pregnancy and its loss. Parents may wish to name their baby at this ceremony. Or parents may wish to talk to Pastoral Care staff about a naming or blessing ceremony before leaving the hospital.

Support is also offered to you and your family in a Ritual of Remembrance - a service of healing you may find valuable following the loss of your pregnancy. The service is held once a month in the KEMH chapel.

## Physical recovery

Medical care is important after a pregnancy loss to ensure that you recover and your body returns to normal. You should visit your GP **within two weeks of the loss of your pregnancy**. The results from tests or investigations you have had will be sent to your GP.

## Bleeding

Vaginal bleeding usually continues for one to four weeks. The amount decreases and the colour changes from bright red to pink then brown. It is best to use sanitary napkins (pads) at this time rather than tampons. If heavy bleeding occurs or if you experience strong pain see your GP or local health care facility.

## Lactation

Your breasts may already be producing milk, which is caused by hormones that stimulate breast milk production. Your breasts may leak following a hug, hearing the cry of a baby or when thinking of your baby who has died. Your breasts can be very sensitive to touch and may be painful and uncomfortable. Production of milk is distressing for some women and comforting for others. Some women feel their milk is the last link they have to their baby.



Production of breast milk can be reduced by:

- decreasing touching or stimulation of your breasts
- wearing a firm bra
- the use of prescription medications provided and explained by your health carer.

Painful breasts are often relieved by simple measures such as:

- the application of cold compresses
- using pillows for support
- taking warm (not hot) showers.

Occasionally expression of milk may be necessary to relieve discomfort. Use caution with this as your breasts can respond to expressing by producing even more milk. Speak to your doctor, nurse or midwife if you are unsure about how to express.


## Sexual intercourse

Your health carer may suggest the length of time before your body will be physically ready to resume sexual intercourse. However, when you will be emotionally ready is an individual decision. Understand that men and women often feel differently. Discuss your feelings with your partner so that the timing is appropriate for both of you. Concern and love for each other may be expressed in other ways until you feel you are ready for sexual activity.

## When to seek advice

Seek help from your GP or other health carer if:

- you are feverish, shivering or sweating
- you have stinging or burning when you pass urine
- your vaginal loss returns to a bright red colour, unexpectedly increases in amount, or smells offensive
- you experience abdominal pain or cramping
- you experience a hard, red and painful lump in a breast
- you are worried.



Assistance is available from the Department of Psychological Medicine if you experience depression, anxiety or other emotional concerns that do not seem to be resolving over the weeks following your loss.

## When to start another pregnancy

You may need time to work through your grief before you feel emotionally equipped to handle another pregnancy. Contraception may be important until you and your partner are ready to try for another baby. This can be discussed with your GP or the hospital doctor.

Apart from medical and physical considerations, there is no correct or appropriate period of time to wait before becoming pregnant again.

Many parents find they are ready to welcome a new pregnancy when they have come to terms with their loss. Your doctor may also suggest how long to wait before attempting to become pregnant again. You should discuss your individual needs with them.

If you feel the need for emotional support, ask your GP for a referral to a suitable counsellor or contact SIDS and Kids WA.

## Risks in future pregnancies

For most women, a miscarriage is a chance occurrence and the next pregnancy is very likely to proceed to full-term. Within six to eight weeks of the loss of your pregnancy your reproductive system will have returned to normal and your fertility should not have changed.

It is normal to feel anxious about any future pregnancies, especially when a new pregnancy reaches the same stage as your previous loss. You may feel a need to contact your midwife/doctor more regularly to confirm your pregnancy is progressing normally. Expressing these feelings and fears to others may help.

Following a pregnancy loss, some parents are keen to become pregnant again as soon as possible. Others feel the need to wait. Sometimes partners have different views when considering the next pregnancy. Planning future pregnancies may involve medical and/or genetic investigations and counselling. Emotional, cultural, religious and other considerations may influence parents in making this decision.

## Support services available at KEMH

Any of the services listed below can also be contacted by phoning the hospital on **(08) 9340 2222** and asking for the service you require.

### Perinatal Loss Service

This service has been established to provide care for families who have experienced perinatal death and pregnancy loss at KEMH. This includes clinical care and counselling support. The PLS provides a state-wide consultancy service to support health care professionals who provide clinical care to women experiencing perinatal and pregnancy loss. Phone **(08) 9340 2222 and ask for pager 3430.**

### Pastoral Care Services

A representative from Pastoral Care Services can offer support to parents and their family and can advise on the Interment of Ashes Service and other options including spiritual care or counselling. They are available at all times by phoning **(08) 9340 1036** or through the KEMH switchboard **(08) 9340 2222** and asking for pager 3125.

### Social Work Department

Social workers provide support and short-term counselling to those experiencing a pregnancy loss. They also provide information on grieving, community supports and practical assistance. Phone **(08) 9340 2777** (weekdays).

### Genetic Services of WA

This service provides information, counselling and support for individuals, couples and families following the diagnosis of a genetic condition in a family member or when an abnormality is found in an unborn baby. A genetic counsellor/geneticist is available to discuss the possible causes of recurring miscarriages where one partner carries a genetic problem. Phone **(08) 9340 1525 (weekdays).**



## **Psychological Medicine Department**

This department includes clinical psychologists, psychiatrists, medical officers and mental health nurses. They provide counselling and psychiatric services for mental health issues that may complicate the experience of a pregnancy loss. Ask your health carers to arrange a referral or contact the department yourself. Phone **(08) 9340 1521** (weekdays).

## **Perinatal Pathology Department**

Perinatal Pathology staff will care for your baby after you go home. They are responsible for the creation of mementos (photos, hand and foot prints) and where applicable, the post mortem examination and/or cremation of your baby. They can be contacted to arrange the collection of any mementos or request to have a report sent to your doctor by phoning **(08) 9340 2730** or through the KEMH switchboard on **(08) 9340 2222 (weekdays)**.

## **Post-Mortem Coordinator**

A post-mortem coordinator is available to discuss with you any aspects of the post-mortem examination. Contact can be made by phoning (08) 9340 2730 or through the KEMH switchboard on (08) 9340 2222 (weekdays).

## **Women and Newborn Health Library**

A women's health information service is located in the main corridor of KEMH (ground floor). It has books, videos and other useful information about pregnancy loss. Visit the library or phone **(08) 9340 1100** or rural freecall - **1800 651 100**.



## Grief Support Services

SIDS & Kids and SANDS (Stillbirth and Neonatal Deaths Support Service) are the primary grief support services in the community for parents who have experienced the loss of a pregnancy, baby or child.

They provide:

- Telephone support and information 24 hours a day, 7 days a week
- Home or hospital visits by a trained volunteer who has experienced the loss of a pregnancy or baby
- Psychologist counsellor services
- Support groups for parents to share their experiences
- A resource library and grief support newsletter
- Booklets such as - "Miscarriage: Saying goodbye before you've said hello"
- Men's grief group
- Specific support groups for sibling grief

## Contact details

### **SIDS and Kids WA**

33 Sixth Avenue, KENSINGTON WA 6151

Tel: 1800 686 780 (city and country free call)

SIDS and Kids WA administration 24 hour pager

Phone: (08) 9474 3544

Fax: (08) 9474 3636

Peer Phone Support Line: 1800 686 786

Country callers: 1800 199 466

E-mail: [perth@sidsandkids.org](mailto:perth@sidsandkids.org) Internet: [www.sidswa.org.au](http://www.sidswa.org.au)

### **SANDS WA**

Phone: 1300 072 637 (1300 0 SANDS)

Email: [adminwa@sands.org.au](mailto:adminwa@sands.org.au) Web: [www.sandswa.org.au](http://www.sandswa.org.au)

## Other support services

### **Pregnancy Loss Australia**

Phone: 1300 720 942 (business hours)

WA Coordinator: [wa@pregnancylossaustralia.org.au](mailto:wa@pregnancylossaustralia.org.au)

## Resources and further reading

The following resources and more are available at the Women and Newborn Health Library at KEMH.

*Pregnancy Loss* (pamphlet).

Access – Australia's National Infertility Network NSW 1996.

*A silent sorrow: pregnancy loss: guidance and support for you and your family* (book) – 2nd Ed.

Kohn, Ingrid, Moffitt, Perry-Lynn. New York: Routledge, 2000.

*When a baby dies: the experience of late miscarriage, stillbirth and neonatal death* (book) – rev. Ed.

Kohner, Nancy, Henley, Alix. London: Routledge, 2001

*Miscarriage: what every woman needs to know* (book) – Rev. Ed.

Moulder, Christine. London: Orion, 2001.

*Pregnancy after loss* (book).

Warland, Jane, Warland, Michael. Adelaide, SA: Jane and Michael Warland, 1996.

*Surviving Miscarriage – you are not alone*

McLaughlin, Stacy, London. Universe Inc, 2005

### Information about fetal anomaly

*When your unborn baby has a problem: how to manage the weeks ahead.* (book).

Support after Fetal Diagnosis of Abnormality (SAFDA). NSW Genetics Education Program, Sydney 2000.

*A time to decide, a time to heal* (book) – 4th Ed.

Minnick, Molly A., Delp, Kathleen J., Ciotti, Mary C. et al.– St Johns, MI: Pineapple Press, 1994.

*Diagnosis of abnormality in an unborn baby – the impact, options and afterwards.* (book). (SAFDA), 2002

### Information about termination

*Unplanned Pregnancy...Considering Abortion* (pamphlet). FPWA 2002.

## Medical terms that may be used

Explanations for medical words you may hear from your health carers when talking about loss are given below. However, we encourage you to use words that you are comfortable with.

<b>Anaesthetic</b>	Medication used to make you unconscious (asleep) and unable to feel the operation or be aware of what is happening. It is given to you intravenously (needle in your vein).
<b>Cervix</b>	Neck of the uterus (womb) that can be felt through the vagina. The cervical opening is usually less than 1cm wide in women who have never been pregnant. To enable the pregnancy tissue to leave the uterus, the cervix must dilate (enlarge).
<b>Dilatation and Curettage (D &amp; C)</b>	The cervical opening is gently dilated (enlarged) to enable removal of the pregnancy tissue using a tool called a Curette. This operation is performed whilst you are under anaesthetic.
<b>Embryo</b>	Describes your baby from conception to eight weeks gestation.
<b>Fetus</b>	Describes your baby from nine weeks gestation to birth.
<b>Gestation</b>	During pregnancy, the length of time from your last menstrual period. The normal gestation of pregnancy is 37 to 41 weeks.
<b>Labour and birth</b>	The process of expulsion of the products of conception (baby) from the uterus.
<b>Miscarriage</b>	Any pregnancy loss (intra uterine) less than 20 weeks gestation.
<b>Threatened miscarriage</b>	Vaginal bleeding that occurs over several days or weeks. It is difficult to predict at this time if the pregnancy may end or continue.



**Spontaneous miscarriage**

The unplanned complete loss of a pregnancy before 20 weeks of gestation. This does not mean the pregnancy was unwanted.

**Incomplete miscarriage**

Some pregnancy tissue is lost from the uterus and the rest remains in the uterus.

**Missed miscarriage**

The embryo or fetus has died and all the pregnancy tissue remains in the uterus.

**Induced miscarriage**

A planned, voluntary termination of a pregnancy. Sometimes an induced miscarriage is necessary due to medical conditions of the woman or the baby. This does not imply the pregnancy is unwanted.

This may be a medical miscarriage or surgical miscarriage.

**Pregnancy tissue**

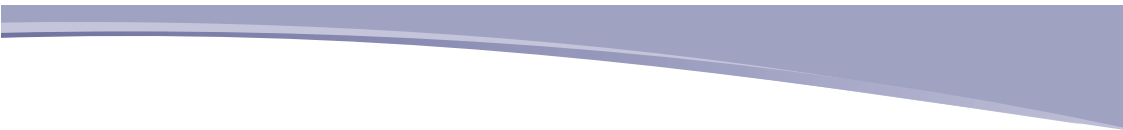
Includes embryo or fetus, placenta and any membranes of the pregnancy.

**Uterus (Womb)**

The organ that contains and nurtures the development of the baby.









This document can be made available  
in alternative formats on request for  
a person with a disability.

**Produced by:** Grief and Loss Council

**Email:** pmhkemh.grieffouncil@health.wa.gov.au

**Website:** wnhs.health.wa.gov.au

© July 2003 WNHS 0002 Rev 5

Revised October 2015

## **WOMEN AND NEWBORN HEALTH SERVICE**

### **King Edward Memorial Hospital**

374 Bagot Road Subiaco WA 6008

**Telephone:** (08) 9340 2222

**Disclaimer:** The advice and information contained herein is provided in good faith as a public service. However the accuracy of any statements made is not guaranteed and it is the responsibility of readers to make their own enquiries as to the accuracy, currency and appropriateness of any information or advice provided. Liability for any act or omission occurring in reliance on this document or for any loss, damage or injury occurring as a consequence of such act or omission is expressly disclaimed.

Copyright to this material is vested in the State of Western Australia unless otherwise indicated. Apart from any fair dealing for the purposes of private study, research, criticism or review, as permitted under the provisions of the *Copyright Act 1968*, no part may be reproduced or re-used for any purposes whatsoever without written permission of the State of Western Australia.