



<b>ADULT MEDICATION GUIDELINE</b>	
<b>BOTULINUM TOXIN TYPE A (BOTOX®)</b>	
<b>Scope (Staff):</b>	All WNHS Staff
<b>Scope (Area):</b>	Obstetrics and Gynaecology
This document should be read in conjunction with the <a href="#">Disclaimer</a> .	

### Quick Links

<a href="#">Dose</a>	<a href="#">Administration</a>	<a href="#">Monitoring</a>	<a href="#">Pregnancy and Breastfeeding</a>
----------------------	--------------------------------	----------------------------	---

### Restrictions

[Formulary: Restricted](#)

[HIGH RISK Medication](#) 

### Medication Class

Botulinum toxins

### Presentation

Vial: 100 units  
 NB: Botox® and Dysport® are not interchangeable

### Storage

Store in the refrigerator between 2°C to 8°C

### Dose

**Urinary incontinence due to idiopathic overactive bladder**  
**Intradetrusor**  
 100 units  
**Vaginismus, Chronic pelvic pain**  
 Seek specialist advice

### Administration

**Intradetrusor injection:****Step 1 Reconstitution:**

Reconstitute the vial with 10mL sodium chloride 0.9%

(Inject the diluent very gently into the vial - Botulinum toxin type A is denatured by bubbling or shaking)

**Step 2 Administration:**

The intradetrusor administration of Botox should be conducted by a urologist/urogynaecologist who has been trained in this technique or by a urologist/urogynaecologist under the direct supervision of a specialist who has been trained.

**Inject 100 units as 5 unit injections across 20 sites of the detrusor**

**Monitoring**

Injections may cause localised pain, tenderness and/or bruising.

Following detrusor injection patients should be monitored for at least 30 minutes and until spontaneous void has occurred.

Assess post-void residual volume within two weeks and when clinically appropriate post treatment for bladder dysfunction.

**Pregnancy**

**1<sup>st</sup> Trimester:** Consider alternative

**2<sup>nd</sup> Trimester:** Consider alternative

**3<sup>rd</sup> Trimester:** Consider alternative

**Breastfeeding**

Consider alternative

**Comments**

Botox® and Dysport® are not therapeutically equivalent and are not interchangeable

Avoid use in patients with myasthenia gravis

**Related Policies, Procedures & Guidelines****WNHS Clinical Practice Guidelines:**

[High Risk Medicines \(Healthpoint\)](#)









**References**

Society of Hospital Pharmacists of Australia. Botulinum Toxin Type A. In: Australian Injectable Drugs Handbook [Internet]. [St Leonards, New South Wales]: Health Communication Network; 2022 [cited 2022 Mar 18]. Available from: <http://aidh.hcn.com.au>

MIMS Australia. Botox. In: MIMS Online [Internet]. St Leonards (New South Wales): MIMS Australia; 2022 [cited 2022 Mar 18]. Available from: <https://www.mimsonline.com.au>

The Royal Women's Hospital. Botulinum Toxin Type A. In: Pregnancy and Breastfeeding Medicines Guide [Internet]. Parkville (Victoria): The Royal Women's Hospital; 2022 [cited 2022 Mar 18]. Available from: <https://thewomenspbmg.org.au/>

Therapeutic Guidelines. Myasthenia gravis, including ocular myasthenia. In: eTG complete [Internet]. West Melbourne (Victoria): Therapeutic Guidelines; 2022 [cited 2022 Mar 18]. Available from: <https://tgdcdp.org.au>

Keywords	Botox, Botulinum Toxin Type A, Botulinum Toxin, incontinence, urinary, bladder, detrusor muscle, overactive bladder				
Document Owner:	Chief Pharmacist				
Author/ Reviewer	KEMH Pharmacy Department				
Version Info:	5.0				
Date First Issued:	04/2015	Last Reviewed:	10/2018	Review Date:	March 2025
Endorsed by:	Medicines and Therapeutics Committee			Date:	13/04/2022
NSQHS Standards Applicable:	<input checked="" type="checkbox"/>  Std 1: Clinical Governance <input type="checkbox"/>  Std 2: Partnering with Consumers <input type="checkbox"/>  Std 3: Preventing and Controlling Healthcare Associated Infection <input checked="" type="checkbox"/>  Std 4: Medication Safety		<input type="checkbox"/>  Std 5: Comprehensive Care <input type="checkbox"/>  Std 6: Communicating for Safety <input type="checkbox"/>  Std 7: Blood Management <input type="checkbox"/>  Std 8: Recognising and Responding to Acute Deterioration		
<p><b>Printed or personally saved electronic copies of this document are considered uncontrolled.</b>  <b>Access the current version from WNHS HealthPoint.</b></p>					

The health impact upon Aboriginal people has been considered, and where relevant incorporated and appropriately addressed in the development of this document (insert ISD Number). (Please refer to the Aboriginal Health Impact Statement and Declaration for Department of Health and Health Service Provider Guidelines – please delete once you have completed this).

This document can be made available in alternative formats on request for a person with a disability.

© Women and Newborn Health Service 2022

Copyright of this material is vested in the State of Western Australia unless otherwise indicated. Apart from any fair dealing for the purposes of private study, research, criticism or review, as permitted under the provisions of the Copyright Act 1968, no part may be reproduced or re-used for any purposes whatsoever without written permission of the State of Western Australia.